



Burnett
**AFFORDABLE
BUILDINGS**



Why Rent a Mini Storage?

Purchase a Portable Building



Garrett Portable Buildings

110 Paul Carr Drive, Checotah, OK | 2331 W. Shawnee, Muskogee, OK
mike@garrettechevy.com | (918) 685-0672

Lofted Barn



Standard Options: 8' wide buildings have 2 - 2' double doors. 10', 12', 14', & 16' wide buildings have 2- 3' double doors. Available in stained T1-11, painted or polyurethane LP SmartPanel, and metal siding with shingle or metal roof.

Side Lofted Barn



Standard Options: 2 - 2'x3' windows, 2-3' double doors. 8'x12' & 10'x12' comes with 1 window right or left of double doors. Available in stained T1-11, painted or polyurethane LP SmartPanel, and metal siding with shingle or metal roof.

Utility Shed



Sherwin
Williams
paint

Standard Options: 8' wide buildings have 2- 2' double doors. 10', 12', 14', & 16' wide buildings have 2- 3' double doors. Available in stained T1-11, painted or polyurethane LP SmartPanel, and metal siding with shingle or metal roof.

Side Utility Shed



2x6 window
header and
interlocking
double top
plate

Standard Options: 2 - 2'x3' windows, 2-3' double doors. 8'x12' & 10'x12' comes with 1 window right or left of double doors). Available in stained T1-11, painted or polyurethane LP SmartPanel, and metal siding with shingle or metal roof.

Lofted Utility



Standard Options: 8' wide buildings have 2 - 2' double doors. 10', 12', 14', & 16' wide buildings have 2- 3' double doors. Available in stained T1-11, painted or polyurethane LP SmartPanel, and metal siding with shingle or metal roof. (78 1/2" interior side walls)

Five year
manufacturer's
warranty on
craftsmanship

Lofted Side Utility



Standard Options: 2 - 2'x3' windows, 2-3' double doors. 8'x12' & 10'x12' comes with 1 window right or left of double doors). Available in stained T1-11, painted or polyurethane LP SmartPanel, and metal siding with shingle or metal roof. (78 1/2" interior side walls)

Free delivery
and setup
within
50 miles

Portable Garage



3/4" tongue
& groove
flooring

Standard Options: 1 - 2'x3' window, 1 - 36" fiberglass door. 8', 10' comes with 6'x7' rollup door, 12' 14' 16' come with 8'x7' rollup door, floor joist on 12" centers. Available in stained T1-11, painted or polyurethane LP SmartPanel, and metal siding with shingle or metal roof.

Mini Barn



Limited
lifetime
warranty
on metal

Standard Options: 8' wide buildings have 2 - 2' double doors. 10', 12' wide buildings have 2- 3' double doors. 42½" interior side walls. Available in stained T1-11 or painted or polyurethane LP SmartPanel with shingle or metal roof.

Cabin



*Also Available
Side Porch Cabin
(4'x8' porch
with rails).*

Standard Options: 36" 9 lite door, 3 - 2'x3' windows. Available in stained T1-11, painted or polyurethane LP SmartPanel with shingle or metal roof. (4' porch with rails included in size.)

Lofted Porch Cabin



Standard Options: 36" 9 lite door, 3 - 2'x3' windows. Available in stained T1-11, painted or polyurethane LP SmartPanel with shingle or metal roof. (4' porch with rails included in size.)

Pressed
steel truss
plates on
all buildings

Side Lofted Porch Cabin



Treated
2x6 floor joist
on 16' center
with notched
4x6 skids

Standard Options: 36" 9 lite door, 3 - 2'x3' windows. Available in stained T1-11, painted or polyurethane LP SmartPanel with shingle or metal roof. (4' x 8' porch with rails included in size.)

Deluxe Lofted Porch Cabin



LP SmartSide
panel with
5/50yr
warranty

Standard Options: 36" 9 lite door, 4 - 2'x3' windows. Available in stained T1-11, painted or polyurethane LP SmartPanel with shingle or metal roof. (Porch with rails included in size.)

Green House



Auto Vent (Front)



Auto Vent (Back)



Treated Wood Floor/
Planting Shelves

We strive to bring the best quality in the greenhouse industry. Our greenhouses are guaranteed for five years against defects in manufacturing and workmanship. This warranty does not include normal wear and tear, failure to maintain greenhouse, damage, or misuse. Available in stained T1-11 or painted LP SmartPanel siding in red with brown trim.

Optional Upgrades: Planting Shelves, Auto Vent (Front), Auto Vent (Back), Treated Wood Floor

Gazebo



Built with quality treated lumber and available with shingled or metal roof. Porch rails on all sides with two points of entry.

Optional Upgrades: Benches

Playhouse



8' x 12' Playhouse

Standard Options: Single 2' door on front, 2 - 2' double doors on the back, 3 - 14"x21" windows, and 2 foot porch with rails. Available in stained T1-11, painted or polyurethane LP SmartPanel with shingle or metal roof.

Chicken Coop



Deluxe



Nesting Boxes



Optional Egg Door

Standard Options: Stained T1-11 siding with 5 nesting boxes and a shingled or metal roof.

Optional Upgrades: 5 extra nesting boxes, egg door.



Economy



Door-2'x6'



Nesting Boxes

Standard Options: LP SmartPanel siding, painted tan with brown metal trim, brown metal roof, and 4 nesting boxes.

Optional Upgrades: Add 4 nesting boxes Available only in tan and brown, egg door not available. Skids are removed by driver at time of delivery. Should customer want to keep skids, additional fee will apply.

Livestock Barn



Standard Options: Stained T1-11 siding and Rustic Red or Forest Green metal roof or LP Smart Panel siding painted Red with White trim and a Brilliant White metal roof only. Each livestock barn comes with 8' feed/tack room with saddle racks, feed doors and lofts for extra storage. The sizes are 10'x20', 12'x20', and 12'x32'.


Paint Color Options



Barn Red



Black




Yellow




Clay




Country Blue



Brown




Gray




Hunter Green




Ivory



Mocha Tan



Tan




Tree Branch



White




Charcoal




Burnished Slate



Burgundy




Navy



Olive Grove



Terra Cotta




Waterloo

Polyurethane Color Options



Brown Mahogany



Cedar




Driftwood



Ebony



Sandstone



Scarlet



Chestnut

T11 Stain Options



Cedar

Actual colors may vary.

Metal Color Options



Elite Metal Color Options (Textured Metal)

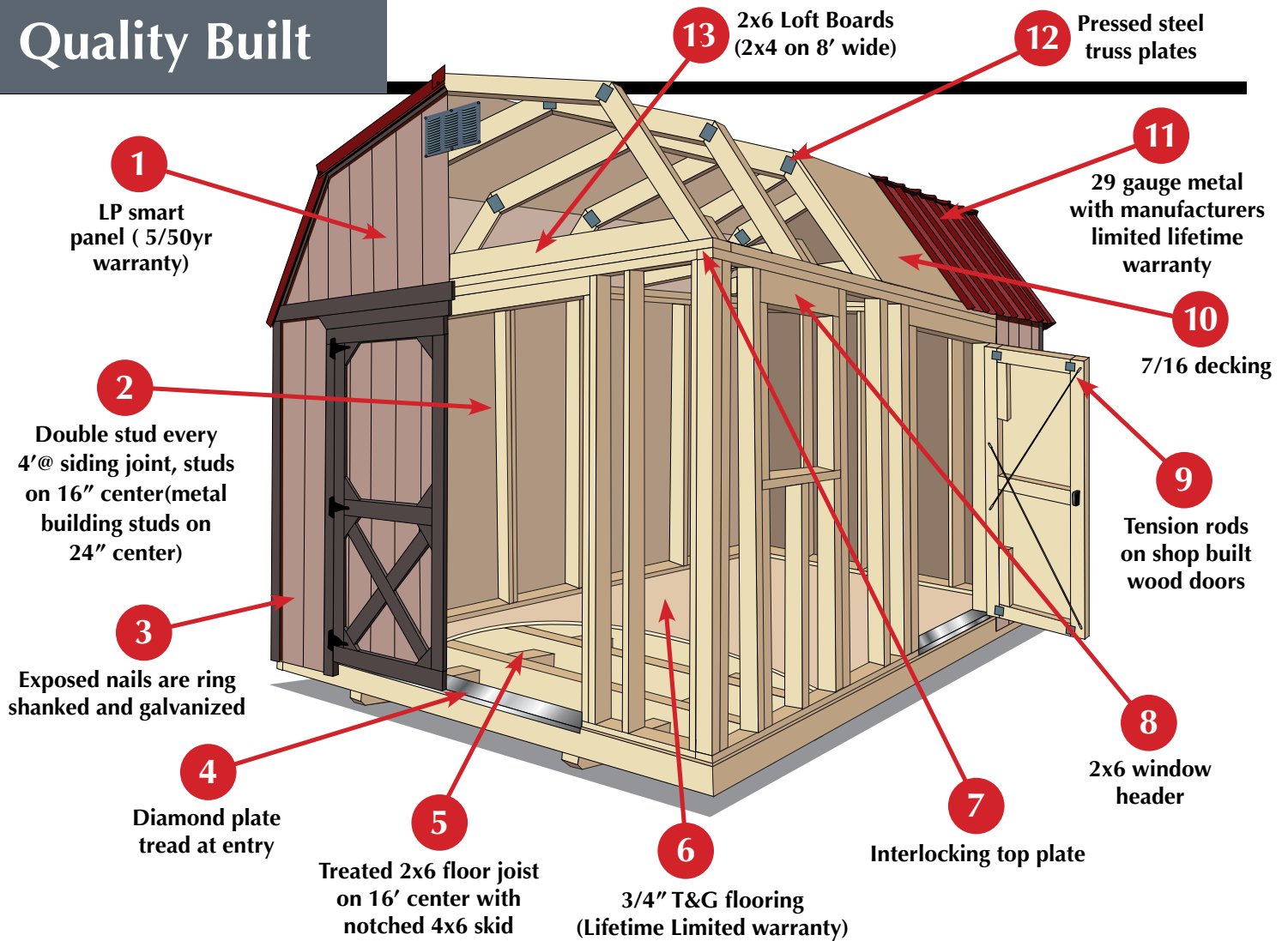


Shingle Color Options



Actual colors may vary.

Quality Built



(12',14',16' wide measurement is eave to eave)

(lofted building interior wall height is 78 1/2", Utility and cabin style interior wall height is 93 1/2")

Delivery

Free delivery and setup in most of Oklahoma and parts of Arkansas and Texas. Call to Confirm your delivery area.



11.21_V2

Garrett Portable Buildings

110 Paul Carr Drive, Checotah, OK | 2331 W. Shawnee, Muskogee, OK
 mike@garrettchevy.com | (918) 685-0672